

Final Classification

Result List

Stewards / Race Management

STEWARD	Nathalie Bernard
STEWARD	Eric Perrin
STEWARD	Juan Museros
RACE DIRECTOR	Joel Do Vale
CLERK OF THE COURSE	Luis Folch
TECHNICAL DELEGATE	Fabrice Catherine
CHIEF TIMEKEEPER	Steffen Ruhl

Weather Start/Finish

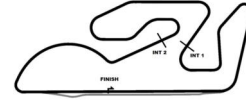
AIR	28.8°C
TRACK	38.2°C
CONDITIONS	Dry
PRESSURE	998 hPa
AIR	28.9°C
TRACK	38.3°C
CONDITIONS	Dry
PRESSURE	998 hPa

Track Information

GREEN FLAG	16:40:00
CHEQUERED FLAG	17:05:00
SAFETY CAR PHASE	0
FULL COURSE YELLOW PHASE	0
TRACK NAME	Valencia
TRACK LENGTH	4005m
TURN COUNT	14
FASTEST LAP:	#10. GIU - 1:34.423

STARTED: 22 CLASSIFIED: 21 NOT CLASSIFIED: 1 DISQUALIFIED: 0

Nr. Drivers	Team	Lap	Best Time	Gap	Diff	Kph	Day Time
Cl. Car	Entrant						
1 10 A.Giusti	F4 Mygale	9	1:34.423			152.6	16:55:21
2 68 H.Barter	F4 Mygale	9	1:35.159	0.736	0.736	151.5	16:55:41
3 33 S.Arao	F4 Mygale	7	1:35.362	0.939	0.203	151.1	16:52:07
4 7 D.Cabanelas	F4 Mygale	6	1:35.411	0.988	0.049	151.1	16:50:49
5 8 R.Andriolo	F4 Mygale	9	1:35.424	1.001	0.013	151.0	16:57:10
6 46 E.Vayron	F4 Mygale	12	1:35.505	1.082	0.081	150.9	17:00:32
7 69 J.Berrio	F4 Mygale	5	1:35.534	1.111	0.029	150.9	16:49:04
8 15 Y.Nomura	F4 Mygale	9	1:35.553	1.130	0.019	150.8	16:55:47
9 66 E.Richer	F4 Mygale	13	1:35.660	1.237	0.107	150.7	17:02:43
10 74 E.Peugeot	F4 Mygale	6	1:35.669	1.246	0.009	150.7	16:50:37
11 4 P.Sarrazin	F4 Mygale	14	1:35.669	1.246		150.7	17:03:57
12 11 P.Provost	F4 Mygale	14	1:35.857	1.434	0.188	150.4	17:04:46
13 23 L.Lecertua	F4 Mygale	6	1:35.936	1.513	0.079	150.2	16:50:35
14 27 E.Pierre	F4 Mygale	7	1:35.959	1.536	0.023	150.2	16:57:04
15 25 L.Pelet	F4 Mygale	6	1:35.972	1.549	0.013	150.2	16:50:49
16 36 E.Geraci	F4 Mygale	6	1:35.996	1.573	0.024	150.1	16:50:41
17 72 M.Villagomez	F4 Mygale	8	1:36.056	1.633	0.060	150.0	16:56:11
18 77 V.Mini	F4 Mygale	5	1:36.328	1.905	0.272	149.6	16:51:08
19 5 P.Lopez Gutierrez	F4 Mygale	7	1:36.508	2.085	0.180	149.3	16:52:34
20 28 M.Reis	F4 Mygale	6	1:36.626	2.203	0.118	149.2	16:50:56
21 37 A.Fernande	F4 Mygale	9	1:37.559	3.136	0.933	147.7	16:56:03



Final Classification

Result List

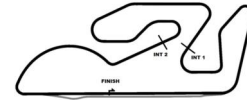
Nr. Drivers	Team	Lap	Best Time	Gap	Diff	Kph	Day Time
Cl. Car	Entrant						

Not classified

- 9 L.Réveillère
- F4 Mygale

Selected lap times cancelled due to track limits

Steward: Nathalie Bernard	Steward: Eric Perrin	Steward: Juan Museros
---------------------------	----------------------	-----------------------



Final Classification

Result List

Stewards / Race Management

STEWARD	Nathalie Bernard
STEWARD	Eric Perrin
STEWARD	Juan Museros
RACE DIRECTOR	Joel Do Vale
CLERK OF THE COURSE	Luis Folch
TECHNICAL DELEGATE	Fabrice Catherine
CHIEF TIMEKEEPER	Steffen Ruhl

Weather Start/Finish

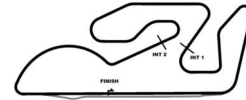
AIR	28.8°C
TRACK	38.2°C
CONDITIONS	Dry
PRESSURE	998 hPa
AIR	28.9°C
TRACK	38.3°C
CONDITIONS	Dry
PRESSURE	998 hPa

Track Information

GREEN FLAG	16:40:00
CHEQUERED FLAG	17:05:00
SAFETY CAR PHASE	0
FULL COURSE YELLOW PHASE	0
TRACK NAME	Valencia
TRACK LENGTH	4005m
TURN COUNT	14
FASTEST LAP:	#10. GIU - 1:34.423

STARTED: 22 CLASSIFIED: 21 NOT CLASSIFIED: 1 DISQUALIFIED: 0

Nr. Drivers	Team	Lap	Best Time	Gap	Diff	Kph	Day Time
Cl. Car	Entrant						
1 10 A.Giusti	F4 Mygale	6	1:34.446			152.6	16:50:25
2 68 H.Barter	F4 Mygale	7	1:35.263	0.817	0.817	151.3	16:52:30
3 33 S.Arao	F4 Mygale	10	1:35.376	0.930	0.113	151.1	16:57:05
4 8 R.Andriolo	F4 Mygale	12	1:35.538	1.092	0.162	150.9	17:02:05
5 46 E.Vayron	F4 Mygale	6	1:35.584	1.138	0.046	150.8	16:50:37
6 69 J.Berrio	F4 Mygale	8	1:35.618	1.172	0.034	150.7	16:53:58
7 4 P.Sarrazin	F4 Mygale	13	1:35.691	1.245	0.073	150.6	17:02:21
8 15 Y.Nomura	F4 Mygale	10	1:35.732	1.286	0.041	150.6	16:57:23
9 74 E.Peugeot	F4 Mygale	9	1:35.771	1.325	0.039	150.5	16:55:36
10 7 D.Cabanelas	F4 Mygale	12	1:35.823	1.377	0.052	150.4	17:00:34
11 27 E.Pierre	F4 Mygale	5	1:35.969	1.523	0.146	150.2	16:50:39
12 66 E.Richer	F4 Mygale	6	1:35.989	1.543	0.020	150.2	16:51:20
13 23 L.Lecertua	F4 Mygale	8	1:36.010	1.564	0.021	150.1	16:53:56
14 11 P.Provost	F4 Mygale	13	1:36.015	1.569	0.005	150.1	17:03:10
15 25 L.Pelet	F4 Mygale	12	1:36.037	1.591	0.022	150.1	17:00:34
16 36 E.Geraci	F4 Mygale	9	1:36.088	1.642	0.051	150.0	16:55:48
17 72 M.Villagomez	F4 Mygale	5	1:36.367	1.921	0.279	149.6	16:51:07
18 77 V.Mini	F4 Mygale	6	1:36.484	2.038	0.117	149.4	16:52:45
19 5 P.Lopez Gutierrez	F4 Mygale	6	1:36.745	2.299	0.261	149.0	16:50:57
20 28 M.Reis	F4 Mygale	14	1:36.750	2.304	0.005	149.0	17:04:12
21 37 A.Fernande	F4 Mygale	10	1:37.784	3.338	1.034	147.4	16:57:41



Final Classification

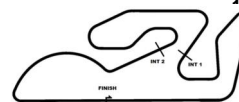
Result List

Nr. Drivers	Team	Lap	Best Time	Gap	Diff	Kph	Day Time
Cl. Car	Entrant						

Not classified

- 9 L.Réveillère
- F4 Mygale

Steward: Nathalie Bernard	Steward: Eric Perrin	Steward: Juan Museros
---------------------------	----------------------	-----------------------



Final Classification

Result List

Stewards / Race Management

STEWARD	Nathalie Bernard
STEWARD	Eric Perrin
STEWARD	Juan Museros
RACE DIRECTOR	Joel Do Vale
CLERK OF THE COURSE	Luis Folch
TECHNICAL DELEGATE	Fabrice Catherine
CHIEF TIMEKEEPER	Steffen Ruhl

Weather Start/Finish

AIR	23.8°C
TRACK	26.1°C
CONDITIONS	Dry
PRESSURE	998 hPa
AIR	24.4°C
TRACK	26.5°C
CONDITIONS	Dry
PRESSURE	998 hPa

Track Information

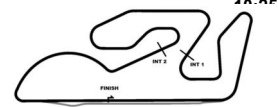
GREEN FLAG	10:29:05
CHEQUERED FLAG	10:49:31
SAFETY CAR PHASE	2
FULL COURSE YELLOW PHASE	0
TRACK NAME	Valencia
TRACK LENGTH	4005m
TURN COUNT	14
TOTAL DISTANCE	44.05km
FASTEST LAP:	#68. BAR - 1:34.585

STARTED: 21 CLASSIFIED: 18 NOT CLASSIFIED: 3 DISQUALIFIED: 0

Nr. Drivers	Team	Laps	Total Time	Gap	Kph	Lap	Time	Kph
Cl. Car	Entrant							
1 68 H.Barter	F4 Mygale	11	20:26.842		129.5	6	1:34.585	152.4
2 10 A.Giusti	F4 Mygale	11	20:27.748	0.906	129.5	11	1:34.775	152.1
3 33 S.Arao	F4 Mygale	11	20:29.364	2.522	129.5	11	1:35.153	151.5
4 46 E.Vayron	F4 Mygale	11	20:30.712	3.870	129.5	11	1:34.968	151.8
5 69 J.Berrio	F4 Mygale	11	20:32.104	5.262	129.3	11	1:35.758	150.5
6 74 E.Peugeot	F4 Mygale	11	20:32.764	5.922	129.5	5	1:35.636	150.7
7 25 L.Pelet	F4 Mygale	11	20:34.443	7.601	129.7	11	1:36.028	150.1
8 66 E.Richer	F4 Mygale	11	20:35.058	8.216	129.4	11	1:36.125	149.9
9 8 R.Andriolo	F4 Mygale	11	20:35.953	9.111	129.2	5	1:35.614	150.7
10 9 L.Réveillère	F4 Mygale	11	20:37.921	11.079	129.6	5	1:36.931	148.7
11 5 P.Lopez Gutierrez	F4 Mygale	11	20:38.243	11.401	129.9	11	1:36.228	149.8
12 11 P.Provost	F4 Mygale	11	20:40.886	14.044	128.8	5	1:37.319	148.1
13 36 E.Geraci	F4 Mygale	11	20:41.134	14.292	129.8	5	1:37.069	148.5
14 77 V.Mini	F4 Mygale	11	20:41.890	15.048	129.5	10	1:37.615	147.7
15 28 M.Reis	F4 Mygale	11	21:07.297	40.455	126.4	5	1:36.606	149.2
16 72 M.Villagomez	F4 Mygale	9	18:01.439	2LAPS	120.6	5	1:37.414	148.0
17 4 P.Sarrazin	F4 Mygale	9	19:25.002	2LAPS	110.6	5	1:36.955	148.7
18 37 A.Fernande	F4 Mygale	9	21:02.616	2LAPS	101.6	5	1:36.925	148.7

Not classified

7 D.Cabanelas	F4 Mygale	2	5:18.953	9LAPS	74.3			
15 Y.Nomura	F4 Mygale	1	2:15.990	10LAPS				
27 E.Pierre	F4 Mygale							



Final Classification

Result List

Nr. Drivers	Team	Laps	Total Time	Gap	Kph	Lap	Time	Kph
Cl. Car	Entrant							

Did not start

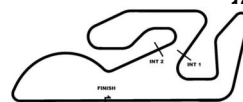
23 L.Lecertua
F4 Mygale

Fastest lap of the race. Car 68 driver Hugh Barter on lap 6. Time 1:34.585, average speed 152.4 km/h.

Steward: Nathalie Bernard	Steward: Eric Perrin	Steward: Juan Museros
---------------------------	----------------------	-----------------------

ver: 2.0

Page 2/ 2 printed: 17.9.2022 14:28



Final Classification

Result List

Stewards / Race Management

STEWARD	Nathalie Bernard
STEWARD	Eric Perrin
STEWARD	Juan Museros
RACE DIRECTOR	Joel Do Vale
CLERK OF THE COURSE	Luis Folch
TECHNICAL DELEGATE	Fabrice Catherine
CHIEF TIMEKEEPER	Steffen Ruhl

Weather Start/Finish

AIR	26.9°C
TRACK	34.4°C
CONDITIONS	Dry
PRESSURE	998 hPa
AIR	26.8°C
TRACK	34.2°C
CONDITIONS	Dry
PRESSURE	998 hPa

Track Information

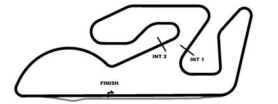
GREEN FLAG	16:23:58
CHEQUERED FLAG	16:46:27
SAFETY CAR PHASE	3
FULL COURSE YELLOW PHASE	0
TRACK NAME	Valencia
TRACK LENGTH	4005m
TURN COUNT	14
TOTAL DISTANCE	48.06km
FASTEST LAP:	#74. PEU - 1:36.079

STARTED: 22 CLASSIFIED: 17 NOT CLASSIFIED: 5 DISQUALIFIED: 0

Nr.	Drivers	Team	Laps	Total Time	Gap	Kph	Lap	Time	Kph
Cl.	Car	Entrant							
1	74 E.Peugeot F4 Mygale		12	22:30.062		127.1	12	1:36.079	150.0
2	69 J.Berio F4 Mygale		12	22:31.093	1.031	127.0	11	1:36.441	149.5
3	46 E.Vayron F4 Mygale		12	22:31.520	1.458	127.1	11	1:36.482	149.4
4	68 H.Barter F4 Mygale		12	22:31.766	1.704	127.2	11	1:36.178	149.9
5	10 A.Giusti F4 Mygale		12	22:33.607	3.545	127.1	11	1:36.104	150.0
6	15 Y.Nomura F4 Mygale		12	22:33.879	3.817	127.1	11	1:36.239	149.8
7	33 S.Arao F4 Mygale		12	22:34.864	4.802	126.9	11	1:36.539	149.3
8	8 R.Andriolo F4 Mygale		12	22:35.652	5.590	126.8	11	1:36.895	148.8
9	7 D.Cabanelas F4 Mygale		12	22:36.988	6.926	126.8	11	1:37.155	148.4
10	66 E.Richer F4 Mygale		12	22:37.828	7.766	126.4	11	1:37.459	147.9
11	23 L.Lecertua F4 Mygale		12	22:37.988	7.926	126.8	12	1:36.839	148.8
12	4 P.Sarrazin F4 Mygale		12	22:39.005	8.943	126.6	12	1:37.430	147.9
13	77 V.Mini F4 Mygale		12	22:39.811	9.749	126.9	12	1:37.538	147.8
14	28 M.Reis F4 Mygale		12	22:40.191	10.129	129.9	10	1:37.912	147.2
15	5 P.Lopez Gutierrez F4 Mygale		12	22:41.468	11.406	126.7	12	1:38.103	146.9
16	27 E.Pierre F4 Mygale		12	22:42.059	11.997	126.4	12	1:37.461	147.9
17	25 L.Pelet F4 Mygale		9	19:38.823	3LAPS	107.8	3	2:07.330	113.2

Not classified

37	A.Fernande F4 Mygale		5	9:47.922	7LAPS	120.6	3	2:07.555	113.0
36	E.Geraci F4 Mygale		4	7:42.057	8LAPS	122.4	3	2:08.019	112.6
11	P.Provost F4 Mygale		4	7:48.717	8LAPS	119.8	3	2:10.208	110.7
9	L.Réveillère F4 Mygale		3	5:50.660	9LAPS	119.4	3	2:07.922	112.7



Final Classification

Result List

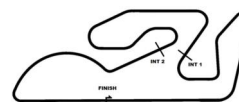
Nr. Drivers	Team	Laps	Total Time	Gap	Kph	Lap	Time	Kph
Cl. Car	Entrant							
72 M.Villagomez		1	1:48.480	11LAPS				
F4 Mygale								

Fastest lap of the race. Car 74 driver Enzo Peugeot on lap 12. Time 1:36.079, average speed 150.0 km/h.

Steward: Nathalie Bernard	Steward: Eric Perrin	Steward: Juan Museros
---------------------------	----------------------	-----------------------

ver: 2.0

Page 2/ 2 printed: 17.9.2022 19:31



Final Classification

Result List

Stewards / Race Management

STEWARD	Nathalie Bernard
STEWARD	Eric Perrin
STEWARD	Juan Museros
RACE DIRECTOR	Joel Do Vale
CLERK OF THE COURSE	Luis Folch
TECHNICAL DELEGATE	Fabrice Catherine
CHIEF TIMEKEEPER	Steffen Ruhl

Weather Start/Finish

AIR	22.0°C
TRACK	24.8°C
CONDITIONS	Dry
PRESSURE	998 hPa
AIR	22.2°C
TRACK	25.2°C
CONDITIONS	Dry
PRESSURE	998 hPa

Track Information

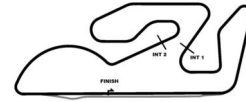
GREEN FLAG	09:48:43
CHEQUERED FLAG	10:11:15
SAFETY CAR PHASE	0
FULL COURSE YELLOW PHASE	0
TRACK NAME	Valencia
TRACK LENGTH	4005m
TURN COUNT	14
TOTAL DISTANCE	56.07km
FASTEST LAP:	#68. BAR - 1:35.411

STARTED: 22 CLASSIFIED: 19 NOT CLASSIFIED: 3 DISQUALIFIED: 0

Nr.	Drivers	Team	Laps	Total Time	Gap	Kph	Lap	Time	Kph
Cl.	Car	Entrant							
1	68 H.Barter F4 Mygale		14	22:32.359		150.1	11	1:35.411	151.1
2	10 A.Giusti F4 Mygale		14	22:36.413	4.054	149.6	10	1:35.891	150.3
3	8 R.Andriolo F4 Mygale		14	22:40.093	7.734	149.2	5	1:36.236	149.8
4	15 Y.Nomura F4 Mygale		14	22:40.813	8.454	149.3	5	1:36.196	149.8
5	74 E.Peugeot F4 Mygale		14	22:42.614	10.255	149.2	5	1:36.166	149.9
6	7 D.Cabanelas F4 Mygale		14	22:42.764	10.405	149.3	10	1:35.620	150.7
7	27 E.Pierre F4 Mygale		14	22:49.431	17.072	148.4	5	1:36.652	149.1
8	23 L.Lecertua F4 Mygale		14	22:51.827	19.468	148.2	6	1:36.639	149.1
9	25 L.Pelet F4 Mygale		14	22:52.892	20.533	148.1	6	1:36.638	149.1
10	66 E.Richer F4 Mygale		14	22:58.189	25.830	147.6	6	1:36.942	148.7
11	4 P.Sarrazin F4 Mygale		14	22:59.079	26.720	147.3	5	1:37.110	148.4
12	77 V.Mini F4 Mygale		14	22:59.478	27.119	147.5	8	1:37.139	148.4
13	28 M.Reis F4 Mygale		14	23:02.144	29.785	147.7	10	1:37.019	148.6
14	36 E.Geraci F4 Mygale		14	23:03.042	30.683	147.0	6	1:37.266	148.2
15	37 A.Fernande F4 Mygale		14	23:13.649	41.290	146.0	9	1:37.651	147.6
16	9 L.Réveillère F4 Mygale		14	23:17.387	45.028	147.7	5	1:36.844	148.8
17	11 P.Provost F4 Mygale		14	23:19.598	47.239	145.2	6	1:37.502	147.8
18	33 S.Arao F4 Mygale		14	23:25.141	52.782	147.5	5	1:36.194	149.8
19	69 J.Berrio F4 Mygale		12	19:55.326	2LAPS	145.4	5	1:36.202	149.8

Not classified

46 E.Vayron F4 Mygale	1	1:45.449	13LAPS
72 M.Villagomez F4 Mygale	1	2:07.372	13LAPS



Final Classification

Result List

Nr. Drivers	Team	Laps	Total Time	Gap	Kph	Lap	Time	Kph
Cl. Car	Entrant							
5	P.Lopez Gutierrez	1	2:27.526	13LAPS				
	F4 Mygale							

Fastest lap of the race. Car 68 driver Hugh Barter on lap 11. Time 1:35.411, average speed 151.1 km/h.

Following stewards decision no. 8 drive through penalty converted into a time penalty of 30 seconds for car no. 33

Steward: Nathalie Bernard	Steward: Eric Perrin	Steward: Juan Museros
---------------------------	----------------------	-----------------------